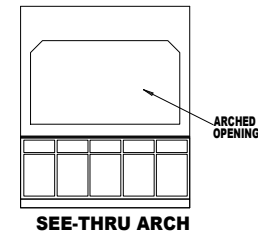
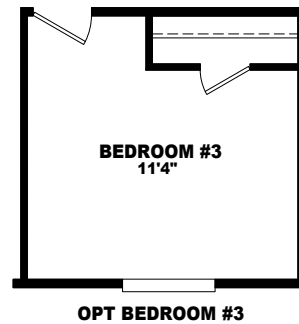
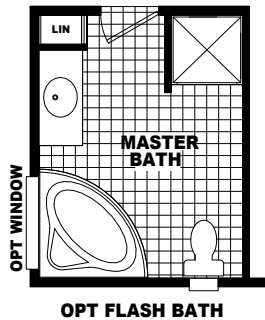


MODEL: GS-2544B
APPROXIMATELY 1260 SQ. FT.
2 BEDROOM, 2 BATH



IMPORTANT: Because we continuously update and modify Cavco products it is important for you to know that our brochures and literature are for illustrative purposes only. All information contained herein may vary from the actual home we build. Dimensions are nominal and length and width measurements are from exterior wall to exterior wall. The right is reserved to make changes at any time, without notice or obligation, in prices, colors, materials, specifications, features and models. Please check with your retailer for specific information about the home you select. (Add approximately four feet to determine transportable length.)
©2008 Cavco Industries, Inc. | All Rights Reserved | cavco.com

This home uses the GS Standard Features.
For more information, please visit:
www.cavcohomes.com/litchfieldlimited